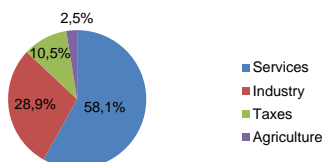


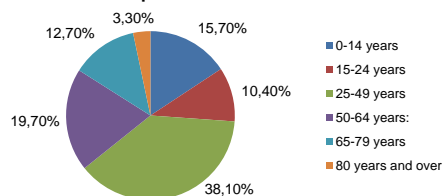
**Economic Overview 2019**

<b>GDP current prices (bil. EUR)<sup>1</sup></b>	<b>94,171</b>	<b>Inflation rate, annual average (%)<sup>1</sup></b>	<b>2,8</b>
<b>Real GDP growth, fixed prices (%; yoy)<sup>1</sup></b>	<b>2,4</b>	<b>Unemployment rate, annual average (%)<sup>1</sup></b>	<b>5,8</b>
<b>General government deficit (-)/surplus (+) (% of GDP)<sup>1</sup></b>	<b>-1,3</b>	<b>GDP per capita in PPS (Ø EU27=100)<sup>1</sup></b>	<b>74</b>
<b>General government debt (% of GDP)<sup>1</sup></b>	<b>48,0</b>	<b>Current account balance (% of GDP)<sup>1</sup></b>	<b>-2,9</b>

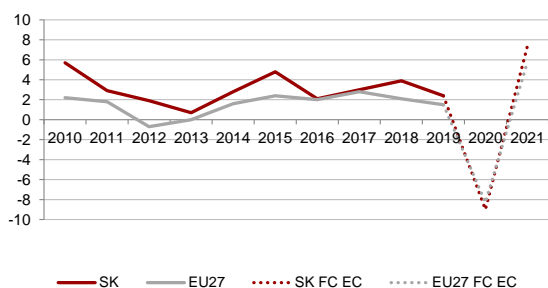
**Share of GDP<sup>2</sup>**



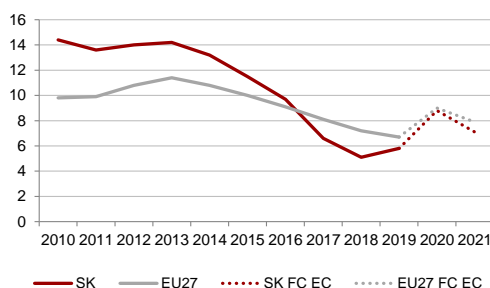
**Population structure<sup>1</sup>**



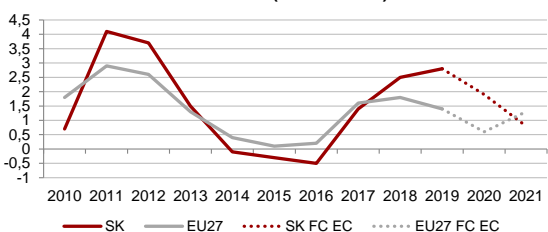
**GDP growth (annual %)<sup>1</sup>**



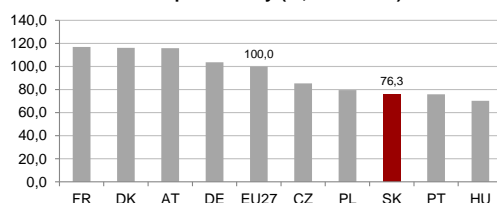
**Unemployment rate (annual av. %)<sup>1</sup>**



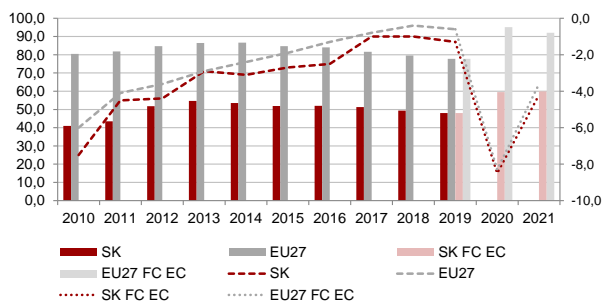
**Inflation rate (annual av. %)<sup>1</sup>**



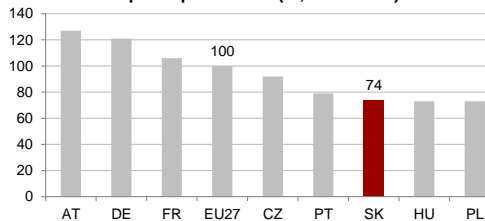
**Labour productivity (%; EU27=100)<sup>1</sup>**



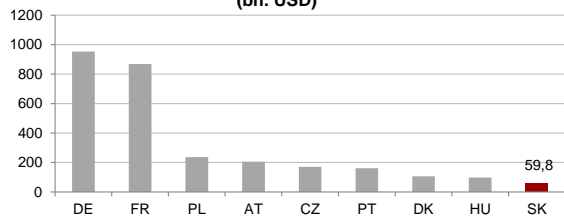
**Gov. debt & Gov. deficit<sup>1</sup>**



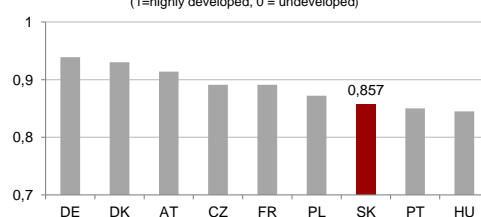
**GDP per capita in PPS (%; EU27=100)<sup>1</sup>**



**Foreign Direct Investment Inward Stock<sup>3</sup> (bn. USD)**



**Human Development Index<sup>4</sup> (1=highly developed, 0 = undeveloped)**



Macroeconomic Indicators		2018	2019	2020	
GDP current prices (bil. EUR) <sup>1</sup>	SK	89,606	94,171	21,211	Q2
Real GDP growth, fixed prices (% , yoy) <sup>1</sup>	EU	2,1	1,5	-11,7	Q2
	SK	3,9	2,4	-	-
GDP per capita, market prices (EUR) <sup>1</sup>	EU	30 190	31 110	-	-
	SK	16 450	17 270	-	-
GDP per capita in PPS (Ø EU27=100) <sup>1</sup>	SK	73	74	-	-
Imports (bil. EUR) <sup>5</sup>	SK	76,835	79,362	33,570	01-06
Growth rate in imports (% , yoy) <sup>5</sup>	SK	8,6	3,3	-8,9	M06
Exports (bil. EUR) <sup>5</sup>	SK	79,145	80,460	33,756	01-06
Growth rate in exports (% , yoy) <sup>5</sup>	SK	7,2	1,7	-1,2	M06
FDI, inward stock of (bil. EUR) <sup>6</sup>	SK	51,043	-	-	-
General government debt (% of GDP) <sup>1</sup>	EU	79,6	77,8	79,5	Q1
	SK	49,4	48,0	49,3	Q1
Inflation rate, annual average (%) <sup>1</sup>	EU	1,8	1,4	0,8	M07
	SK	2,5	2,8	1,8	M07
Unemployment rate, annual average (%) <sup>1</sup>	EU	7,2	6,7	7,1	M06
	SK	5,1	5,8	6,6	M06
Median net income (annual in EUR) <sup>1</sup>	EU	16 864	-	-	-
	SK	7 462	-	-	-
Nominal wages (monthly average in EUR) <sup>5</sup>	SK	1 013	1092	1 086	Q1

#### GDP Forecast for the Slovak Republic (%)

Institution	2020	2021	2022	2023
European Commission	-9,0	7,4	-	-
Ministry of Finance, Macroeconomic Forecast Committee	-9,8	7,6	1,8	3,5
National Bank of Slovakia	-10,3	8,4	4,5	-
International Monetary Fund	-6,2	5,0	-	-
OECD	-9,3 to -11,1	2,1 to 6,4	-	-

#### World Bank Doing Business ranking (best 1, worst 190) (2020)<sup>7</sup>

Denmark	4
Germany	22
Austria	27
France	40
Portugal	39
Poland	40
Czech Republic	41
Slovakia	45
Hungary	52

#### Credit Rating SK<sup>6</sup>

	2018	2019	2020
Standard & Poor's	A+ stable outlook	A+ stable outlook	A+ negative outlook (since July)
Moody's	A2 positive outlook	A2 stable outlook (since September)	A2 stable outlook
Fitch ratings	A+ stable outlook	A+ stable outlook	A stable outlook (since May)
R&I	A stable outlook	A positive outlook (since January)	A+ stable outlook (since March)

#### Main Export Items 2019<sup>5 p</sup>

	% Share on Total Export
Motor cars and other motor vehicles principally designed for the transport of persons ...	26,23
Reception apparatus for television, whether or not incorporating radio-broadcast ...	5,67
Parts and accessories of the motor vehicles of headings 8701 to 8705	5,40
Electrical apparatus for line telephony or line telegraphy, incl. line telephone sets ...	4,80
New pneumatic tyres, of rubber	1,99

#### Main Import Items 2019<sup>5 p</sup>

	% Share on Total Import
Parts and accessories of the motor vehicles of headings 8701 to 8705	12,64
Electrical apparatus for line telephony or line telegraphy, incl. line telephone sets ...	6,21
Motor cars and other motor vehicles principally designed for the transport of persons ...	3,19
Petroleum oils and oils obtained from bituminous minerals, crude	2,60
Insulated (incl. enamelled or anodised) wire, cable (incl. coaxial cable) ...	2,49

Source:

<sup>1</sup> Eurostat/EU Commission, <sup>2</sup> OECD, <sup>3</sup> UNCTAD, <sup>4</sup> UNDP, <sup>5</sup> Statistical Office of the Slovak Republic, <sup>6</sup> National Bank of Slovakia, <sup>7</sup> World Bank

p - provisional data